

## **Central Registration System of Drug Abusers of Macao**

# **Briefing for the Second Half of 2009**

To accurately understand the number of drug addicts and the trend of drug abusing in Macao, the Social Welfare Bureau (Hereinafter referred to as “SWB” ) started to implement the electronic “Central Registration System for Drug Abusers of Macao” this year and to expand the network for information collection so that the data acquired can reflect the actual status and is conducive to the making of drug-enforcement related policies and services.

“Central Registration System for Drug Abusers of Macao” was completed and reported by fifteen organizations/units in the second half of 2009, including 7 governmental agencies/units: Drug Treatment and Rehabilitation Office of Social Welfare Bureau, Macao Prison, Emergency Department of the Public Health Bureau, Psychiatry Section of the Public Health Bureau, Education and Youth Affairs Bureau, Community Reintegration Office of the Legal Affairs Bureau and the Juvenile Reform School of the Legal Affairs Bureau; 8 non-governmental organizations/units: Youth Challenge Gospel Drug Rehabilitation Center of Macao, Macao Christian New Life Fellowship–Rehabilitation Center, Macao Christian New Life Fellowship–Youth Outreach, Macao Drug Treatment and Rehabilitation Association –Rehabilitation Center, Macao Drug Treatment and Rehabilitation Association -Outreach Section, Macau Renovation and Mutual Assistance Association, Sheng Kung Hui North District Youth Service Team and the Community Youth Service Team of the General Union of Macau Residents Associations.

According the forms filled in and submitted by the respective units for the second half of 2009 (From July to December), the number of cases is of 445, excluding 62 repeated cases, the confirmed number of drug addicts is of 383.

According to the plan, a briefing will be made for the information acquired every half year and a detailed annual report will also be made based on the data of the whole year. The following is the results for the second half of 2009 and is divided into three parts:

- I) Basic data of the drug addicts reported as a whole;
- II) Drug-abusing status of the drug addicts reported as a whole; and
- III) Drug-abusing status of the juvenile drug addicts reported as a whole.

While reading, it should be noted that due to the differences in the working relationship between respective service units and drug addicts while filling in and submitting the forms, some information may not be convenient to be exposed, therefore part of the statistical results may remain unknown, i.e. the number of the total statistics is less than the total number of people; some topics are of multiple-choice, so the total number of some individual statistics is greater than the overall number of people.

## Results for the Second Half of 2009

### **A. Basic Information on the Drug Abusers Reported as a Whole:**

1. The number of cases reported by respective units is of 445, excluding 62 repeated cases, the number of drug addicts reported is confirmed as 383. As to the number of cases reported by respective units, please see *Attached Table 1*.
2. Among 383 drug addicts to be reported, the male accounts for nearly eight tenth (79.4%) and the female accounts for 20.6%, please see *Attached Table 2*.
3. Among the drug addicts to be reported, the youngest one is fourteen, the oldest one is seventy-three, and the average age is of 35.2; if 30 is used as a demarcation, the number of drug addicts who are 30 years old and above is larger and it accounts for 62.1%; Among respective age groups, the age group over forty is the largest one, it accounts for 36.8%; the second largest age group is between 16 and 20 years of age, it accounts for 4.7, please see *Attached Table 3*.
4. In terms of sex, men under 21 years of age account for 17.4% of the total number of the male; women under 21 years of age account for 48.1% of the total number of the female, which is 25 percent more than that of the total drug abusing population of the same age group (23.8%), please see *Attached Table 3*.
5. The order of proportion is 48% in Macao, 45.2% in Inland China, 2.6% in Hong Kong, 3.4% in other places according to the place of birth.
6. The Chinese accounts for 96.6% based on race.
7. According to resident identity, Macao residents account for 90.1% and non-Macao residents account for 8.1%.
8. According to residing areas, the order of proportion is 55.4% in North District, 14.9% in Central District, 11.5% in South District, 8.1% in the Inland, 2.3% in Taipa and unknown in other areas. We can say that reported drug addicts mainly live in the North District.

9. According to marital status, the order of proportion is 56.1% single, 26.1% married, 11.2% divorced or separated, 2.3% cohabited, 0.3% widowed and unknown for the rest.
10. According to status of children, the order of the proportion is 48.8% with no children, 29% with children and unknown for the rest.
11. According to education background, the order of the proportion is 42.6% with primary school education, 39.2% with junior high school education, 10.2% with senior high school education, 0.8% with junior college education or above, 1.3% with no education and unknown for the rest.
12. According to occupational status, the order of the proportion is 50.9% unemployed, 25.1% with full-time job, 9.7% students, 4.4% casual workers, 1% housework, 1.3% with illegal trade.
13. As to their families, 62.9% do not use drugs, 8.4% use drugs and the rest remains unknown.
14. As to criminal records of the reported drug addicts, the drug addicts with criminal records account for 35.6%, the drug addicts without criminal records account for 32.6%, and the rest remains unknown.

**B. Overall Drug-abusing Status of the Reported Drug addicts:**

15. Among the reported drug addicts, their average age for first-time drug abusing is 22.2. It appears that most drug addicts are young people on the whole, they mainly start drug-abusing during the period from 16 to 20 years of age (27.2%), next is the age group of 16 years of age and below (23.8%). The female drug addicts tends to be younger, female drug addicts under 16 account for 40.5% of the total female drug addicts, which is also 17% higher than that of the overall drug addicts of the same age group(23.8%), please see Attached Table 4.
16. The order of the top five kinds of drugs taken over the past three months is as follows: Heroin (“white powder”) 45%, Ketamine (“K Zai”) 20%, ice 9.4%, Midazolam (“Smurfs”)

5.1 %, triazolam (“Smurfs”) 4.9%, please see *Attached Table 4*.

17. Data shows that traditional heroin users tend to be elder with an average age of 43.5 and most of them started to do that when they were young (from 16 to 30 years of age); while the drug abusers of a new-type drug, ketamine (“K Zai”), tend to be younger with an average age of 20.2 and most of them started that when they are very young (under 16 years of age), please see *Attached Table 5 and 6*.
18. Most people use only one kind of drugs, which accounts for 75.7%, 16.8% drug abusers use two kinds of drugs at the same time, 5.7% for three kinds of drugs, 1.2% for four kinds of drugs, 0.3% for five kinds of drugs and also 0.3% for six kinds of drugs, please see *Attached Table 7*.
19. The method of intravenous injection is most frequently used in drug abusing with 45.2%, the order for other methods by proportion is as follows: 14.5% with oral use, 18.4% with sniffing, 10% with dragon chasing, 7% with cigarettes or cigarette holders and 2.6% with intramuscular injection, please see *Attached Table 8*.
20. As to the costs of drugs, the average expense per drug addict is of 5,768 patacas per month. Most cases are as follows: 19% drug addicts between 3,000 and 3,999 patacas, 15.8% for 10,000 patacas or above, 13.8% between 6,000 and 6,999 patacas, 13.8% between 4,000 and 4,999 patacas, 13% for at least 1,000 patacas, please see *Attached Table 9*.
21. As to the frequency of drug abuse, drug addicts with over 30 times per month account for 25.8% and drug addicts with less than 30 times per month account for over seven tenth (74.2%).
22. Most drug-abusing places are in Macao, which accounts for 58.3%, the Inland accounts for 38.4% and Hong Kong accounts for 2.4%.
23. As to the drug-abusing places, the order of which in proportion is as follows: 25.9% at home, 22.1% in Disco / Karaoke, 19% at friend's house, 10% at parks / street corners / public toilets, 5.5% at net bar/ games arcade, 4.8% at nightclub / sauna, 1.4% at school, 11.4% at other places (of which, a total of 25 times are reported at hotel /

guesthouse, accounting for 8.6% of the total). Using drugs at home and in the parks / street corners / public toilets are the elder group; The younger drug addicts tend to use drugs in a friend's house, Disco /Karaoke and Net Bar / Games Centre.

24. As to the reasons of drug abusing, the order in proportion is as follows: 28.7% from peer influence, 24.3% for the relief of pressure / pain / frustration / depression relief, 15.8% for avoiding drug addiction, 12.9% for curiosity, 7.4% for excitement seeking, 2.2% because of disaccord with their family, 1.8% from family influence. Among several top reasons, the relief of pressure / pain / frustration / depression and avoidance of drug addiction are the main reasons for drug addicts of the elder age group.
25. Among 383 reported drug addicts, none of them expressed that they had shared the same syringe.

**C. Drug-abusing status of the reported juvenile drug addicts (under 21 years of age):**

Whereas the community are very concerned about the issue of juvenile drug abusing, 91 out of 383 drug abusers registered in the system, over two tenth (23.8%) (See Attachment 3), are under 21 years of age, so we have a special part here about the status of the juvenile drug addicts. In view of the specific meaning attributed by the society and law to some age group, the age groups of juvenile drug addicts are divided into four groups, i.e. under 12, from 12 to 15, from 16 to 17 and from 18 to 20.

26. Among 91 drug addicts under 21 years of age, the male accounts for 58.2% and the female accounts for 41.8%, please see Attached Table 10.
27. The average age is of 17.1 years of age, while the average age for first-time drug abusing is 14.6 years of age. The minors (under 18 years of age) account for more than six tenth (62.7%), 19.8% of them does not reach the age of criminal imputation (16 years of age), please see Attached Table 11.
28. A majority of the drug abusers use ketamine, which accounts for 52.3%, and the next

is ice, which accounts for 26.6%, please see *Attached Table 12*.

29. The main reason is influence from their peer, which accounts for 43.3%, the second reason is out of curiosity, which accounts for 21.6%, and the third reason is for the relief of pressure / pain / frustration / depression, which accounts for 14.9%, please see *Attached Table 13*.

30. Drug abusing most frequently happens in Macau, which accounts for 52.6%, and 46.4% in Inland China, please see *Attached Table 14*.

31. Drug abusing most frequently happens in Disco/karaoke, which accounts for 38.9%, 29.4% at a friend's house, then 8.7% at their own homes, 8.7% at night clubs / sauna and 7.9% at net bar / games centre, please see *Attached Table 15*.

(End)

### Annexed Tables (for the second half of 2009)

Some appended figures are made for some annexed tables and the number of each figure matches with that of the table depending on actual needs (For example, Figure 2 corresponds to Table 2) to ensure a smooth reading and for the convenience of the readers.

Table1 Data completed and reported by respective organizations/units

Name of Organization	Amount of registration forms submitted	
	Number	Percentage
Social Welfare Bureau-Office for Drug Treatment and Rehabilitation	232	52.1%
Macao Prison	33	7.4%
Public Health Bureau – Emergency Dept.	0	0%
Public Health Bureau – Psychiatry Section	3	0.7%
Education and Youth Affairs Bureau	7	1.6%
Legal Affairs Bureau –Community Reintegration Office	24	5.4%
Legal Affairs Bureau- Juvenile Reform School	6	1.3%
Youth Challenge Gospel Drug Rehabilitation Center of Macao	6	1.3%
Macao Christian New Life Fellowship–Rehabilitation Center	7	1.6%
Youth Challenge Gospel Drug Rehabilitation Center of Macao–Youth Outreach	55	12.4%
Macao Drug Treatment and Rehabilitation Association –Rehabilitation Center	25	5.6%
Macao Drug Treatment and Rehabilitation Association -Outreach Section	23	5.2%
Macau Renovation and Mutual Assistance Association	2	0.4%
Sheng Kung Hui North District Youth Service Team	17	3.8%
Community Youth Service Team of the General Union of Macau Residents Associations	5	1.1%
<b>Total forms submitted by all rganizations</b>	<b>445</b>	<b>100.0%</b>

\*62 of which is completed and reported repeatedly, i.e. the number of drug addicts is of 383.



Table 2 - Sex Ratio of Drug addicts

Sex	Number	Percentage
Male	304	79.4%
Female	79	20.6%
Total	383	100.0%

Figure 2 - Sex Ratio of Drug Users

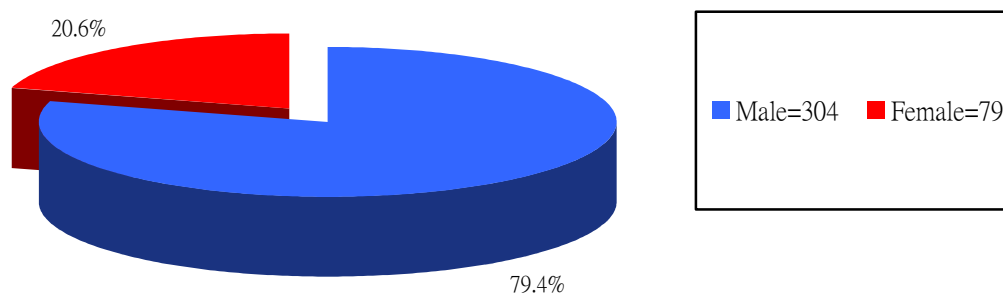


Table 3 - Age Structure Based on Sex of Drug addicts

Age group	Male		Female		Total No. of Drug addicts	
	Number	Percentage	Number	Percentage	Number	Percentage
< 16	5	1.6%	13	16.5%	18	4.7%
16 - 20	48	15.8%	25	31.6%	73	19.1%
21 - 25	29	9.5%	4	5.1%	33	8.6%
26 - 30	15	4.9%	6	7.6%	21	5.5%
31 - 35	32	10.5%	8	10.1%	40	10.4%
36 - 40	47	15.5%	10	12.7%	57	14.9%
> 40	128	42.1%	13	16.5%	141	36.8%
Total number	304	100.0%	79	100.0%	383	100.0%

Figure 3 - Distribution of Drug Addicts by Sex and Age

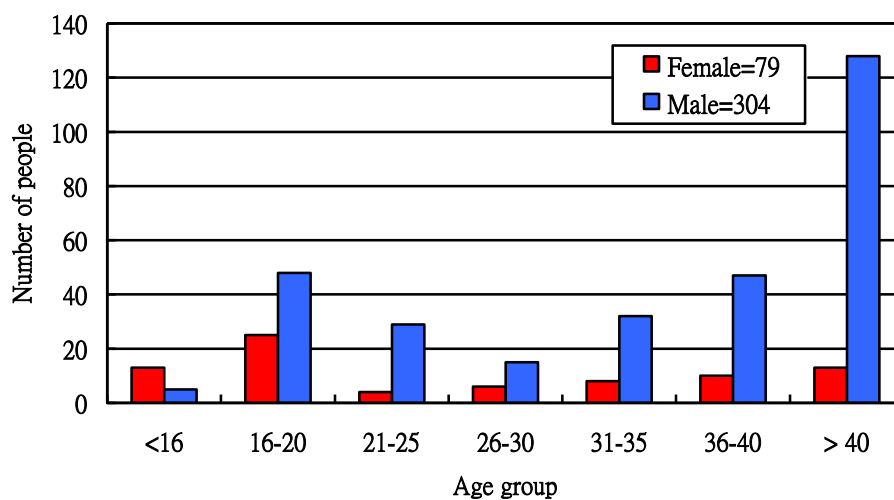


Table 4 Age Structure Based on Sex for First-time Drug Abusing

Age for first-time drug abusing	Male		Female		Total	
	Number	Percentage	Number	Percentage	Number	Percentage
<16	59	19.4%	32	40.5%	91	23.8%
16 - 20	87	28.6%	17	21.5%	104	27.2%
21 - 25	53	17.4%	10	12.7%	63	16.4%
26 - 30	36	11.8%	11	13.9%	47	12.3%
31 - 35	28	9.2%	1	1.3%	29	7.6%
36 - 40	18	5.9%	1	1.3%	19	5.0%
> 40	8	2.6%	1	1.3%	9	2.3%
Unknown	15	4.9%	6	7.6%	21	5.5%
Grand total	304	100.0%	79	100.0%	383	100.0%

Table 5 - Drug Structure and Average Age During the Past 3 Months

Name of substance	Average age	Number	Percentage
Heroin (White powder)	43.5	202	45.0%
Ketamine	20.2	90	20.0%
methamphetamine ("Ice")	21.1	42	9.4%
Midazolam ("Smurfs")	41.6	23	5.1%
Triazolam ("Smurfs")	48.3	22	4.9%
Others	32.6	20	4.5%
Methadone	42.1	12	2.7%
MDMA (ecstasy)	27.1	10	2.2%
Cocaine	21.7	6	1.3%
Codeine ("cough syrup")	30.2	6	1.3%
Hemp	30.6	5	1.1%
Nimetazepam ("Red bean", K5)	20.4	5	1.1%
Morphine Ampoules	50.0	2	0.4%
"Magu"	36.5	2	0.4%
Diazepam (Reposans-5, Reposans-10)	29.5	2	0.4%
<b>Total</b>	<b>35.0</b>	<b>*449</b>	<b>100.0%</b>

\* Some drug addicts use more than one kind of drugs.

Table 6 Age Structure for First-time Drug Abusing (Two kinds of most frequently used drugs as examples)

Age group	Heroin (White Powder)		Ketamine	
	Number	Percentage	Number	Percentage
< 16	13	6.4%	42	46.7%
16 - 20	63	31.2%	25	27.8%
21 - 25	40	19.8%	5	5.6%
26 - 30	43	21.3%	1	1.1%
31 - 35	18	8.9%	1	1.1%
36 - 40	14	6.9%	0	0.0%
> 40	8	4.0%	0	0.0%
Unknown	3	1.5%	16	17.8%
<b>Total</b>	<b>202</b>	<b>100.0%</b>	<b>90</b>	<b>100.0%</b>

Table 6 Age and Number Structure for First-time Abusing of the Following Drugs

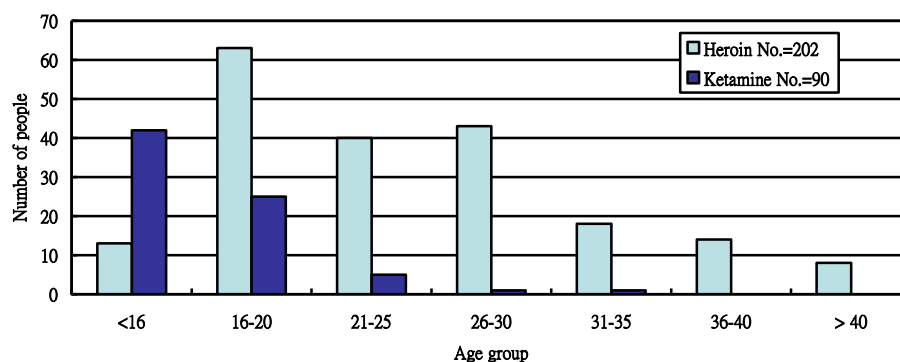


Table 7 Kind & Number of Drugs to be Taken During the Same Period

Kind and Number of substance	Number	Percentage
1	253	75.7%
2	56	16.8%
3	19	5.7%
4	4	1.2%
5	1	0.3%
6	1	0.3%
<b>Total</b>	<b>334</b>	<b>100.0%</b>

Table 8 Drug-abusing methods

Method of abusing drugs	Number	Percentage
Intravenous injection(mainlining)	194	45.2%
Sniffing	79	18.4%
Oral use	62	14.5%
Chasing dragon	43	10.0%
Taking with a cigarette or a cigarette holder	30	7.0%
Skin-popping	11	2.6%
Others	9	2.1%
Nonspecific method	1	0.2%
<b>Total</b>	<b>429</b>	<b>100.0%</b>

Table 9 - Monthly Expenditure for Drug Abusing

Monthly expenditure	Number	Percentage	Average expenditure
< 1000	33	13.0%	390.10
1000 - 1999	24	9.5%	1,275.00
2000 - 2999	6	2.4%	2,150.00
3000 - 3999	48	19.0%	3,117.70
4000 - 4999	35	13.8%	4,421.40
5000 - 5999	4	1.6%	5,075.00
6000 - 6999	35	13.8%	6,084.00
7000 - 7999	17	6.7%	7,423.50
9000 - 9999	11	4.3%	9,000.00
> 9999	40	15.8%	16,003.80
Total	253	100.0%	5,768.20

Table 10 - Sex Ratio of Young Drug addicts Under 21 Years of Age

	Number	Percentage
Male	53	58.2%
Female	38	41.8%
Total	91	100%

Figure 10: Sex Ratio of Young Drug Users Under 21 Years of Age

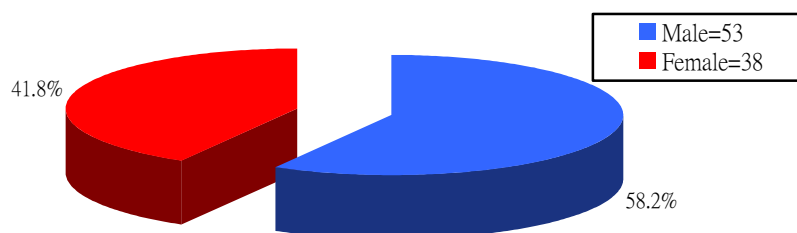


Table 11 - Sex Ratio and Age Structure of Young Drug addicts Under 21 Years of Age

Age group	Male		Female		Total number	
	Number	Percentage	Number	Percentage	Number	Percentage
12 -15	5	9.4%	13	34.2%	18	19.8%
16 - 17	25	47.2%	14	36.8%	39	42.9%
18 - 20	23	43.4%	11	28.9%	34	37.4%
Total	53	100.0%	38	100.0%	91	100.0%

Figure 11 - Age, Sex and Number Distribution for Young Drug Addicts  
Under 21 Years of Age

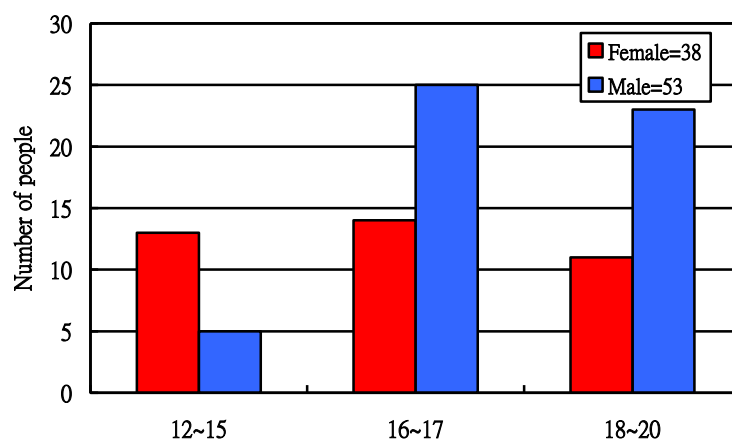


Table 12 - Kinds of Drugs Abused by Young Drug addicts Under 21 Years of Age

Kinds of substance	Age 12 - 15		Age 16 - 17		Age 18 - 20		Total	
	Number	Percentage	Number	Percentage	Number	Percentage	Number	Percent
Ketamine	12	54.5%	24	50.0%	21	53.8%	57	52.3%
Methamphetamine ("Ice")	8	36.4%	14	29.2%	7	17.9%	29	26.6%
Others	2	9.1%	5	10.4%	2	5.1%	9	8.3%
Cocaine	0	0.0%	2	4.2%	2	5.1%	4	3.7%
MDMA (Ecstasy)	0	0.0%	1	2.1%	3	7.7%	4	3.7%
Nimetazepam ("Red bean", K5)	0	0.0%	2	4.2%	2	5.1%	4	3.7%
Heroin (White powder)	0	0.0%	0	0.0%	1	2.6%	1	0.9%
Hemp	0	0.0%	0	0.0%	1	2.6%	1	0.9%
Grand total	22	100.0%	48	100.0%	39	100.0%	109	100.0%

Note: 90 cases can provide drug-related information in detail among 91 juveniles under 21 years of age.

圖 12. Kinds of drugs abused by young drug addicts under 21 years of age

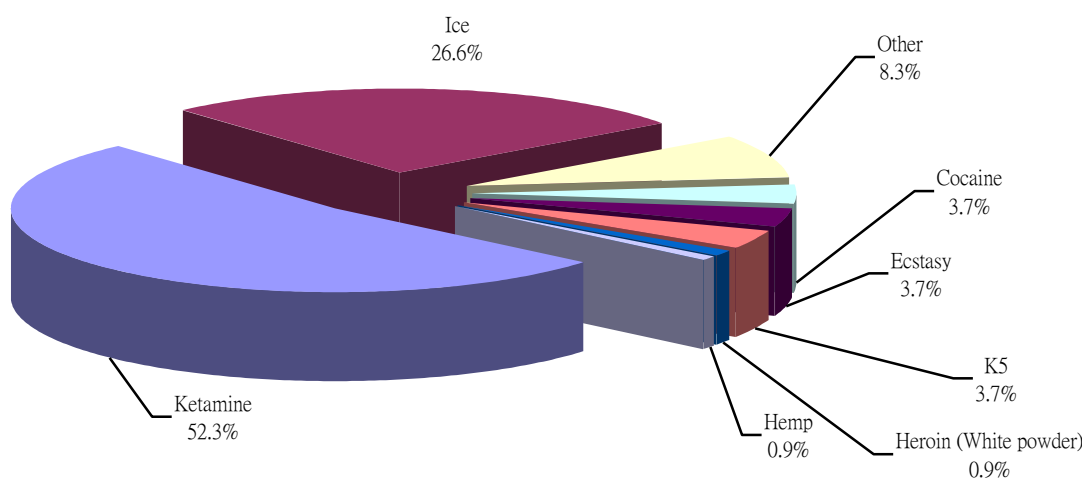




Table 13 - Drug-abusing Reasons for Young Drug addicts Under 21 Years of Age

Reasons for drug abusing	Age 12 - 15		Age 16 - 17		Age 18 - 20		Total	
	Number	Percentage	Number	Percentage	Number	Percentage	Number	Percentage
Influence from friend	12	35.3%	30	48.4%	16	42.1%	58	43.3%
Curiosity	7	20.6%	14	22.6%	8	21.1%	29	21.6%
Reducing stress/suffering/ frustration/ depression	8	23.5%	5	8.1%	7	18.4%	20	14.9%
Pursuing excitement	4	11.8%	10	16.1%	1	2.6%	15	11.2%
Influence from family	3	8.8%	1	1.6%	1	2.6%	5	3.7%
Avoiding medicine addiction	0	0.0%	2	3.2%	3	7.9%	5	3.7%
Disaccord with family	0	0.0%	0	0.0%	2	5.3%	2	1.5%
Grand total	34	100.0%	62	100.0%	38	100.0%	134	100.0%

Table 14 - Drug-abusing Places for Young Drug addicts Under 21 Years of Age

Drug-abusing place	Age 12 - 15		Age 16 - 17		Age 18 - 20		Total	
	Number	Percentage	Number	Percentage	Number	Percentage	Number	Percentage
Macao	12	66.7%	23	52.3%	16	45.7%	51	52.6%
Inland, China	6	33.3%	21	47.7%	18	51.4%	45	46.4%
Hong Kong	0	0.0%	0	0.0%	1	2.9%	1	1.0%
Total	18	100.0%	44	100.0%	35	100.0%	97	100.0%

Table 15 - Drug-abusing Places for Young Drug addicts Under 21 Years of Age

Place for abusing drugs	Age 12 - 15		Age 16 - 17		Age 18 - 20		Total	
	Number	Percentage	Number	Percentage	Number	Percentage	Number	Percentage
Disco/Karaoke	7	23.3%	25	43.1%	17	44.7%	49	38.9%
Friend's home	11	36.7%	17	29.3%	9	23.7%	37	29.4%
Home	2	6.7%	5	8.6%	4	10.5%	11	8.7%
Night club/Sauna	3	10.0%	3	5.2%	5	13.2%	11	8.7%
Net bar/Games arcade	4	13.3%	4	6.9%	2	5.3%	10	7.9%
School	2	6.7%	2	3.4%	0	0.0%	4	3.2%
Park/Street corner/Public toilet	1	3.3%	2	3.4%	1	2.6%	4	3.2%
Grand total	30	100.0%	58	100.0%	38	100.0%	126	100.0%

Figure 15 - Drug-abusing Places for Young Drug addicts Under 21 Years of Age

