

## **Macao central registration system for drug abusers**

### **Brief report of the first half of 2009**

To more accurately grasp the number of drug abusers and its tendency in Macao, the Social Welfare Bureau (hereinafter referred to as "SWB") started to implement the electronized "Macao central registration system for drug abusers" this year, the network of information collection has been expanded, anticipating that the data obtained can better reflect the actual situation and facilitate the development of anti-drug related policies and services.

"Macao central registration system for drug abusers" began planning, preparation, organization, consulting, try out since last year (2008), until 5th March this year implementation explanation conference was formally held, related computer equipment were then installed for eligible organizations, the process went smoothly. With the full cooperation and support of every reporting units, the SWB has successfully completed the data collection and analyze of the first half of 2009 (January to June), according to the report, it shows that the system has preliminarily reached its expected results, breaking Macao's constantly existed limitations in the work of collecting information about drug abusers, changing the past collection model based mainly on drug abusers who voluntarily undergo treatments, reporting units has increased from 5 units to currently 14 units, and the present registration system significantly better reflect the youth drug abuse situation. The 14 organizations / units participating in reporting are as follows:

6 Governmental departments/units: Drug Rehabilitation Department of the Social Welfare Bureau; Macao Prison; Emergency Department of the Health bureau; Education and Youth Affairs Bureau; Social Re-entry Department of the Legal Affairs Bureau; and Young Offenders Institute of the Legal Affairs Bureau.

8 Non-governmental organizations/units: DESAFI Teen Challenge drug treatment center; Rehabilitation Center of Macao Christian New Life Organization; Youth Development Department of Macao Christian New Life Organization; rehabilitation center of Association of Rehabilitation of Drug Abusers of Macao; Outreach Department of Association of Rehabilitation of Drug Abusers of Macao; Macao Renovation and Mutual Assistance Association; Sheng Kung Hui North District Youth Service Team; General union of the Associations of the Residents of Macao Community youth service team.

There were 512 cases reported by all the reporting units in the first half of 2009 (January-June), excluding 95 cases that were overlapped, the confirmed number of drug abusers reported are 417.

According to plan, the information obtained during the first half of the year will be prepared as a brief report, data compilation and annual report will be prepared in the second half of the year. The following are the results of first half of 2009, content is divided into three parts, namely:

- A) Overall basic information of reported drug abusers;
- B) Overall drug abuse situation of reported drug abusers and
- C) Drug abuse situation of reported youth drug abusers.

While reading please note that due to the varying degrees in depth of the working relationship between different service units and the drug abusers in contact at the moment the unit filled in the report, some information may not be convenient to obtain, so part of the statistical results may appear not specified, that is to say the statistics total will appear less than the total number of person; on the other hand some topics may have multiple-choices, hence the statistics total may appear greater than the total number of person.

## **The results of the first half of 2009**

### **1. Overall basic information of reported drug abusers:**

1. There were 512 cases reported by all the reporting units, excluding 95 cases that were overlapped, the confirmed number of reported drug abusers is 417. For number of cases reported by each unit see attached table 1.
2. Among the 417 drug abusers reported, males account for about three-quarters (76.3%), females account for 23.7%. See attached table 2.
3. Among the 417 drug abusers reported, the youngest aged 13, the eldest aged 73, average age being 32.3. If criterion was set at age 30, drug abusers aged 30 and above are slightly more, 53%. Among all age groups, age group of 16 to 20 and age group of above 40 made the largest proportion, both being 31.2%. While there are 13 person of age less than 16, accounting for 3.1%. See attached table 3
4. To take a deeper look from gender, among males those aged under 21 accounted for 28% of the total number of the sex, among females those aged under 21 accounted for 54.6% of the total number of the sex, it is 20 percentage point higher than the proportion (34.3% ) of the total number of drug abusers at the same age group. See attached table 3.
5. Classified by place of birth, descending proportion order being: 58% Macao, 36.9% Mainland, 0.7% Hong Kong, and 2.6% others.
6. According to ethnicity, Chinese accounted for 96.4%
7. According to residency, Macao residents accounted for 76.7%, non-Macao residents 6%.
8. Classified by residential areas, descending proportion order being: 40.3% in Northern District, 13.9% in Central District, 5.5% in Southern District, 5.5% in Mainland, 2.9% in Coloane and Taipa, and the rest not specified. We can say that most of the drug abusers reported live in the Northern District.
9. According to marital status, descending proportion order being: 60% single, 19.7% married, 9.6% divorced or separated, 3.1% cohabiting, 0.2% widowed.
10. Classified by status of children, descending proportion order being: 45.6% without children, 25.9% have children, and the rest not specified.

11. Classified by education, descending proportion order being: 35.3% primary, 33.6% junior high, 8.6% high school, 0.5% college or above, 0.7% with no formal qualifications, and the rest not specified.
12. Classified by occupational status, descending proportional order being: 44.6% unemployed, 23% full-time workers, 6% students, 4.8% casual workers, 0.2% house workers, 0.2% illegal traders.
13. As for whether their family members have drug abused, no accounted for 50.4%, yes accounted for 7%, and the rest not specified.
14. With regard to criminal records of reported drug abusers, those with criminal records accounted for 34.1%, and those without accounted for 21.1%, and the rest not specified.

## 2. Overall drug abuse situation of reported drug abusers:

15. The average first drug used age of reported drug abusers was 21.7. In general, mostly in young age, most of them started drug abuse between the age of 16 to 20 (25.4%), followed by 16 years of age and below (17.2%), females tend to start earlier, among females those aged under 16 accounted for 26.3% of the total number of females drug abusers, it is also about 9 percentage point higher than the overall drug abusers in the same age group, 17.2%. See attached table 4.
16. The five highest proportion of drug types taken in the last three months are in the following order: heroin 46.8%, ketamine 24.4%, triazolam 8%, methadone 5.8%, midazolam 5.1%. See attached table 5.
17. Data shows that in general those who use the traditional drug heroin tend to be elder, with an average age of 42.9, and most of them started in their youth (16 to 30 years of age); while those who use the new drug ketamine tend to be younger, with an average age of 19.4, and most of them started young (below 16 years of age). See attached table 5, attached table 6.
18. It is most common for abusers to use one single type of drug, accounting for 72.1%, while those using 2 types at the same time accounted for 19.2%, three types 6.8%, four types 1.2%, six types 0.6%. See attached table 7.
19. Intravenous is the most common method of abuse, accounting for 52.7%, for the rest, proportional order being: 19% nasal consumption, 14.3% oral consumption, 8.1% chasing dragon, 2.6% intramuscular injection, 2.4% through cigarette or pipe smoking. See attached table 8.
20. With regard to drug expenditure, the average expense each drug abuser spend on drugs per month is MOP\$ 6022. Most of the cases being: 19% between MOP\$6000-MOP\$6999, 18% between MOP\$3000 to-MOP\$3999, 15% of MOP\$10,000 or above, 15% between MOP\$4000-MOP\$4999, 9% less than MOP\$1,000. See attached table 9.

21. With regards to frequency of drug abuse, habitual drug users accounts for about 30%, those who abuse more than 30 times per month accounted for 27.2%, the other 72.7% abuse less than 30 times per month.
22. Location of drug abuse are mostly in Macao, accounting for 60.3%, 38.7% in mainland, 1% in Hong Kong.
23. Places of drug abuse descending proportional order being: 38.5% at home, 31.6% at discos / karaokes , 12.4% at friend's home, 8.2% in parks / street corners / public toilet , 5.8% at internet cafes / game centers , 2.1% at nightclubs / saunas, 1.4% at schools. Those abuse at home, in parks / street corners / public toilets tend to be the elder group; and those abuse at friend's home, discos / karaokes and internet cafes / game centers are obviously youngsters.
24. With regard to the cause for drug abuse, descending proportional order being: 30% being stress/ pain/ frustration/ depression relief , 28.6% being peer influence , 15% to avoid the urge of addiction, 11.9% being curiosity , 6.6% being family influence, 5.7% being excitement seeking and 2.2% being having unharmonious relationship with family. Among the first several causes, the two causes of stress/ pain/ frustration/ depression relief and to avoid the urge of addiction have greater impact on the elder group.
25. Among the 417 drug abusers reported, only one had shared syringes with others, proportion being 0.2%.

### 3. Drug abuse situation of reported youth drug abusers (age under 21)

In view that society is very concerned about youth drug problem, among the 417 drug abusers being recorded by the system 143, that is one third (34.3%) of them (see attached table 3) are under the age of twenty-one, for that reason a special section are being separated to specifically study about the situation of youth drug abusers. Taking into account that socially and legally specific meaning have been given to specific ages, below we will sub-divide the age group of young drug abusers into four groups as “12 years of age and below”, “12 to 15 years of age”, “16 to 17 years of age” and “18 to 20 years of age”.

26. Among the 143 drug abusers under age of twenty-one, males accounted for 62.2%, females account for 37.8%. See attached table 10.
27. The average age being 17.5, while the average age of first drug use is 15. Minors (under 18 years of age) accounted for half (49.7%), below the age of criminal imputation (16 years of age) were 9.1%. See attached table 11.
28. The vast majority abuse ketamine (76.5%), followed by ecstasy (9.6%), then ice (5.2%). See attached table 12.
29. The most popular cause of drug abuse is peer influence (44.5%), followed by stress/ pain/ frustration/ depression relief (19.1%), and curiosity (17.3%). See attached table 13.
30. Location of drug abuse are mostly in Macao (62.5%) and 37.5% in mainland. See attached table 14.

31. Place of drug abuse mostly being discos / karaokes (42.3%), followed by friend's home (19.6%), then at home (12.4%) and at internet cafes / game centers (12.4%). See attached table 15.

(END)

### Attached tables (2009 first half)

For the convenience of readers, according to actual need attached graphs will be created for certain attached tables, graph numbers will match with table numbers (for example, Graph 2 corresponding to Table 2), hope readers can read smoothly.

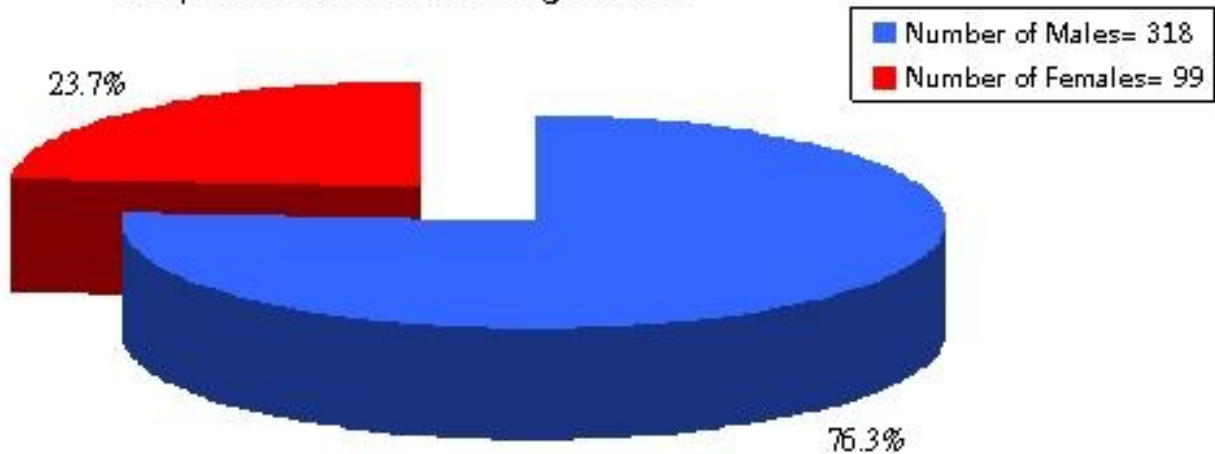
**Table 1 Number of cases reported by each reporting organization / units**

Name of organizations	Numbers of report being submitted	
	Numbers	Percentage
Drug Rehabilitation Department, SWB	227	44.3%
Macao Prison	32	6.3%
Emergency Department, Health bureau	1	0.2%
Education and Youth Affairs Bureau	10	2.0%
Social Re-entry Department, Legal Affairs Bureau	50	9.8%
Young Offenders Institute, Legal Affairs Bureau	5	1.0%
DESAFI Teen Challenge drug treatment center	8	1.6%
Rehabilitation Center of Macao Christian New Life Organization	9	1.8%
Youth Development Department, Macao Christian New Life Organization	81	15.8%
Rehabilitation center of Association of Rehabilitation of Drug Abusers of Macao	12	2.3%
Outreach Department, Association of Rehabilitation of Drug Abusers of Macao;	33	6.4%
Macao Renovation and Mutual Assistance Association	5	1.0%
Sheng Kung Hui North District Youth Service Team	17	3.3%
General union of the Associations of the Residents of Macao Community youth service team	22	4.3%
<b>Total number of reports submitted from all the organizations</b>	<b>512*</b>	<b>100.0%</b>

\*Among all, 95 of the cases were overlapped, implies the number of drug abusers reported are 417.

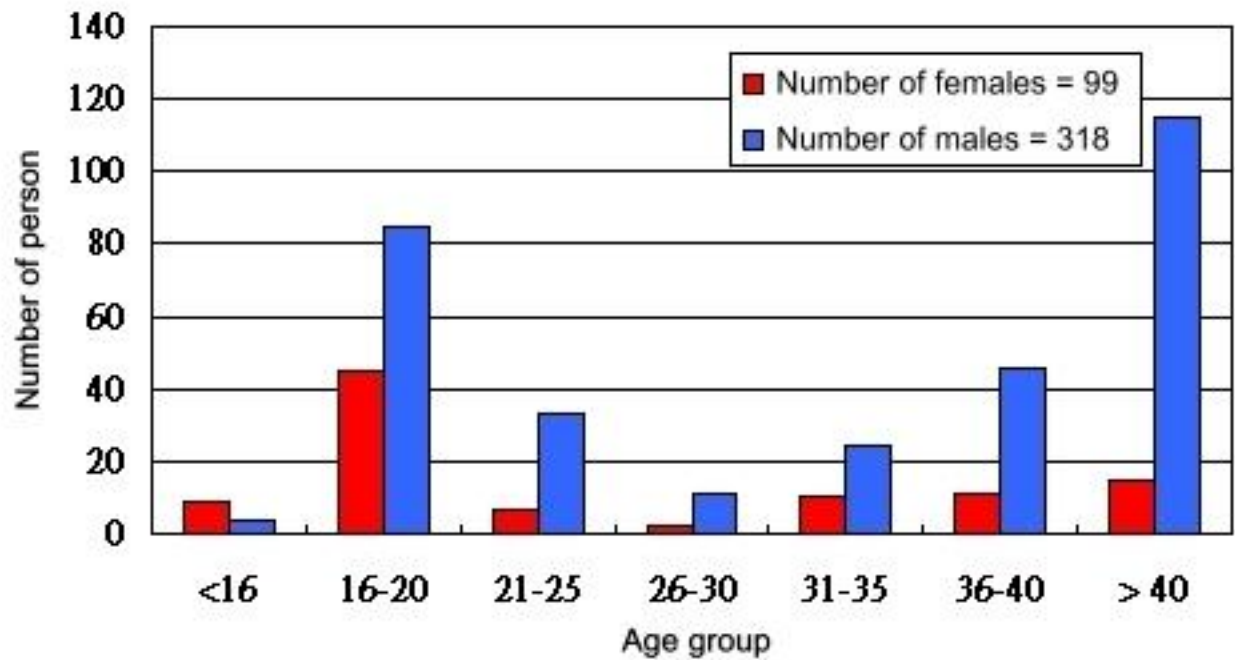
**Table 2 Gender ratio of drug abusers**

Amount		Percentage
<b>Males</b>	318	76.3%
<b>Females</b>	99	23.7%
<b>Total</b>	417	100.0%

**Graph 2 Gender ratio of drug abusers****Table 3 Age distribution of drug abusers according to gender**

Age Group	Males		Females		Total	
	Number of person	Percentage	Number of person	Percentage	Number of person	Percentage
<16	4	1.3%	9	9.1%	13	3.1%
16 - 20	85	26.7%	45	45.5%	130	31.2%
21 - 25	33	10.4%	7	7.1%	40	9.6%
26 - 30	11	3.5%	2	2.0%	13	3.1%
31 - 35	24	7.5%	10	10.1%	34	8.2%
36 - 40	46	14.5%	11	11.1%	57	13.7%
> 40	115	36.2%	15	15.2%	130	31.2%
<b>Total</b>	<b>318</b>	<b>100.0%</b>	<b>99</b>	<b>100.0%</b>	<b>417</b>	<b>100.0%</b>

**Graph 3 Distribution of drug abusers according to gender and age**



**Table 4 Age distribution of “first drug used” of drug abusers according to gender**

Age of first drug used	Males		Females		Total	
	Number of person	Percentage	Number of person	Percentage	Number of person	Percentage
<16	46	14.5%	26	26.3%	72	17.2%
16 - 20	91	28.6%	15	15.2%	106	25.4%
21 - 25	52	16.4%	9	9.1%	61	14.6%
26 - 30	33	10.4%	11	11.1%	44	10.6%
31 - 35	23	7.2%	3	3.1%	26	6.2%
36 - 40	10	3.2%	1	1%	11	2.6%
> 40	5	1.6%	2	2%	7	1.7%
not specified	58	18.2%	32	32.3%	90	21.6%
<b>Total</b>	<b>318</b>	<b>100.0%</b>	<b>99</b>	<b>100.0%</b>	<b>417</b>	<b>100.0%</b>

**Table 5 Ratio of drug abused in the last three months and the average age**

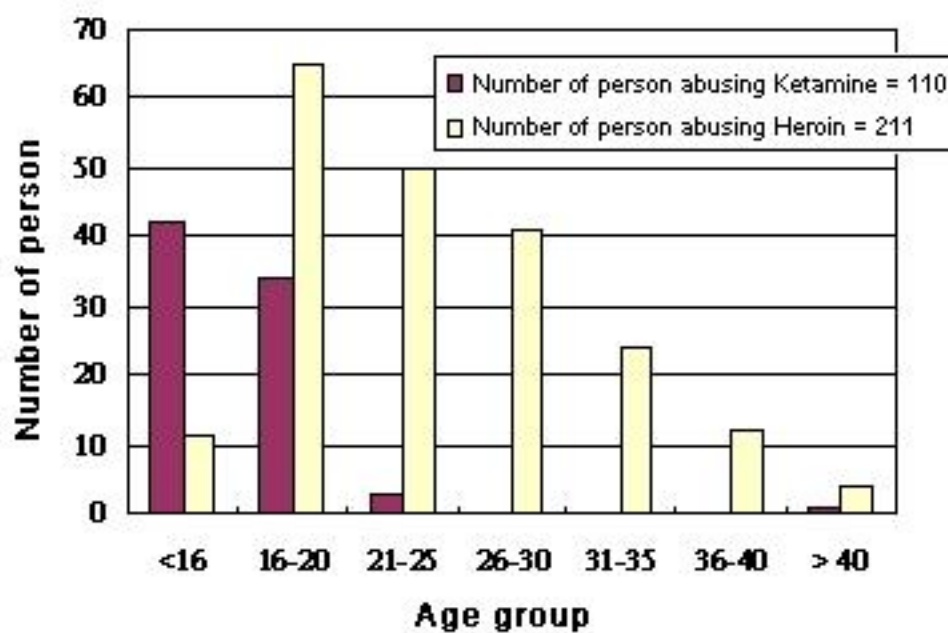
Drug Category	Average age	Number of person	Percentage
Heroin	42.9	211	46.8%
Ketamine	19.4	110	24.4%
Triazolam	45.1	36	8%
Methadone	44.8	26	5.8%
Midazolam	38.7	23	5.1%
Methamphetamine (ice)	28.4	19	4.2%
Anfetamina Amphetamine (MDMA, ecstasy)	21.8	15	3.3%
Codeine (cough syrup)	29.5	4	0.9%
Cannabis	37	3	0.7%
Diazepam (Valium)	21.3	3	0.7%
Nimetazepam	19	1	0.2%
<b>Total</b>		<b>*451</b>	<b>100.0%</b>

\* Some drug abusers use more than 1 type of drug.

**Table 6 Age distribution of “first drug used” of drug abusers (using the 2 most commonly abused types of drugs as example)**

Age Group	Heroin		Ketamine	
	Number of person	Percentage	Number of person	Percentage
< 16	11	5.2%	42	38.2%
16 - 20	65	30.8%	34	30.9%
21 - 25	50	23.7%	3	2.7%
26 - 30	41	19.4%	0	0.0%
31 - 35	24	11.4%	0	0.0%
36 - 40	12	5.7%	0	0.0%
> 40	4	1.9%	1	0.9%
not specified	4	1.9%	30	27.3%
<b>Total</b>	<b>211</b>	<b>100.0%</b>	<b>110</b>	<b>100.0%</b>

**Graph 6 Distribution of age and number of person abusing the following drugs for the first time**



**Table 7 Numbers of different types of drugs abused at the same time**

Numbers of different types of drugs	Number of person	Percentage
1	233	72.1%
2	62	19.2%
3	22	6.8%
4	4	1.2%
6	2	0.6%
<b>Total</b>	<b>323</b>	<b>100.0%</b>

Table 8 Method of drug abuse

Method of drug abuse	Number of person	Percentage
Intravenous	222	52.7%
Nasal	80	19%
Oral	60	14.3%
Chase dragon	34	8.1%
Intramuscular	11	2.6%
Through cigarette or pipe smoking	10	2.4%
Not specified	3	0.7%
Others	1	0.2%
<b>Total</b>	<b>421</b>	<b>100.0%</b>


Table 9 The monthly expenditure on drugs

Monthly expenses	Number of person	Percentage	Average expenditure
< 1000	22	9%	426.9
1000 - 1999	14	6%	1,378.6
2000 - 2999	9	4%	2,188.9
3000 - 3999	38	18%	3,134.2
4000 - 4999	33	15%	4,497.1
5000 - 5999	5	2%	5,200.0
6000 - 6999	42	19%	6,055.6
7000 - 7999	15	7%	7,418.0
8000 - 8999	3	1%	8,300.0
9000 - 9999	5	2%	9,000.0
> 9999	32	15%	16,383.10
<b>Total</b>	<b>216</b>	<b>100.0%</b>	<b>6,022.2</b>

Table 10 Gender ratio of drug abusers under 21 years of age

	Number	Percentage
<b>Males</b>	89	62.2%
<b>Females</b>	54	37.8%
<b>Total</b>	143	100.0%

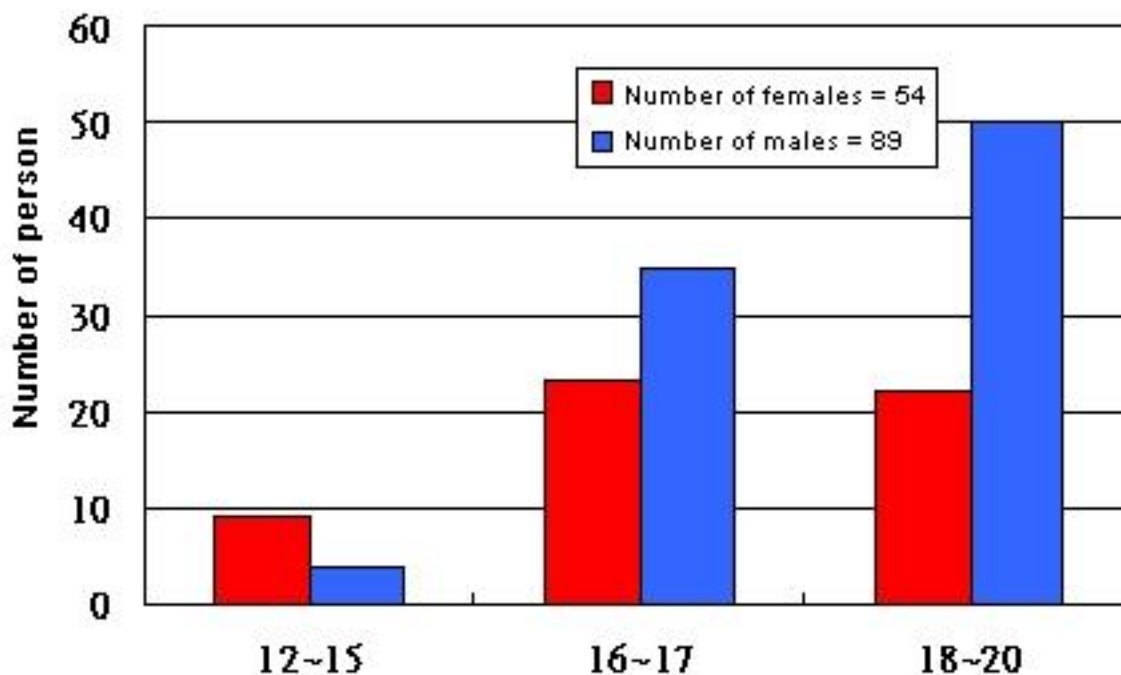
**Graph 10 Gender ratio of drug abusers under 21 years of age**



**Table 11 Age and gender distribution of drug abusers under 21 years of age**

Age group	Males		Females		Total	
	Number of person	Percentage	Number of person	Percentage	Number of person	Percentage
<b>12 -15</b>	4	4.5%	9	16.7%	13	9.1%
<b>16 - 17</b>	35	39.3%	23	42.6%	58	40.6%
<b>18 - 20</b>	50	56.2%	22	40.7%	72	50.3%
<b>Total</b>	89	100.0%	54	100.0%	143	100.0%

**Graph 11 Age and gender distribution of drug abusers under 21 years of age**

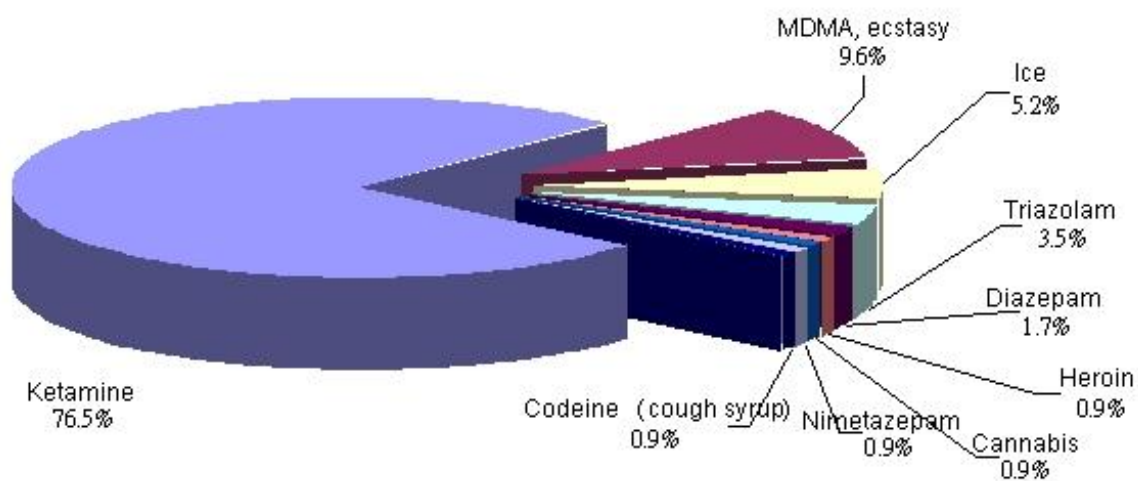


**Table 12** Types of drugs abused by youth under 21 years of age

Types of drugs	Age 12 - 15		Age 16 - 17		Age 18 - 20		Total	
	Number of person	Percentage	Number of person	Percentage	Number of person	Percentage	Number of person	Percentage
Ketamine	12	80%	39	79.6%	37	72.5%	88	76.5%
Anfetamina Amphetamine (MDMA, ecstasy)	1	6.7%	3	6.1%	7	13.7%	11	9.6%
Methamphetamine (ice)	0	0.0%	4	8.2%	2	3.9%	6	5.2%
Triazolam	0	0.0%	2	4.1%	2	3.9%	4	3.5%
Diazepam (Valium)	1	6.7%	1	2.0%	0	0.0%	2	1.7%
Heroin	0	0.0%	0	0.0%	1	2.0%	1	0.9%
Cannabis	0	0.0%	0	0.0%	1	2.0%	1	0.9%
Nimetazepam	0	0.0%	0	0.0%	1	2.0%	1	0.9%
Codeine (cough syrup)	1	6.7%	0	0.0%	0	0.0%	1	0.9%
<b>Total</b>	<b>15</b>	<b>100.0%</b>	<b>49</b>	<b>100.0%</b>	<b>51</b>	<b>100.0%</b>	<b>115</b>	<b>100.0%</b>

Note: Among the 143 youth under 21 years of age, 90 cases provided a detailed drug information.

**Graph 12** Types of drugs abused by youth under 21years of



**Table 13 Cause of drug abuse for youth under age of 21**

Cause of drug abuse	Age 12 - 15		Age 16 - 17		Age 18 - 20		Total	
	Number of person	Percentage	Number of person	Percentage	Number of person	Percentage	Number of person	Percentage
Peer influences	7	36.8%	21	48.9%	21	43.8%	49	44.5%
Stress/ Pain/ Frustration/ Depression Relief	1	5.3%	9	20.9%	11	22.9%	21	19.1%
Curiosity	7	36.8%	8	18.6%	4	8.3%	19	17.3%
Excitement seeking	2	10.5%	4	9.3%	7	14.6%	13	11.8%
Unharmonious relationship with family	1	5.3%	1	2.3%	3	6.3%	5	4.5%
Family influences	1	5.3%	0	0.0%	1	2.1%	2	1.8%
To avoid the urge of addiction	0	0.0%	0	0.0%	1	2.1%	1	0.9%
<b>Total</b>	<b>19</b>	<b>100.0%</b>	<b>43</b>	<b>100.0%</b>	<b>48</b>	<b>100.0%</b>	<b>110</b>	<b>100.0%</b>

**Table 14 Drug abuse location for youth under 21 years of age**

Drug abuse location	Age 12 - 15		Age 16 - 17		Age 18 - 20		Total	
	Number of person	Percentage	Number of person	Percentage	Number of person	Percentage	Number of person	Percentage
Macao	10	71.4%	22	75.9%	18	48.6%	50	62.5%
Mainland China	4	28.6%	7	24.1%	19	51.4%	30	37.5%
<b>Total</b>	<b>14</b>	<b>100.0%</b>	<b>29</b>	<b>100.0%</b>	<b>37</b>	<b>100.0%</b>	<b>80</b>	<b>100.0%</b>

**Table 15 Place of drug abuse for youth under 21 years of age**

Place of drug abuse	Age 12 - 15		Age 16 - 17		Age 18 - 20		Total	
	Number of person	Percentage	Number of person	Percentage	Number of person	Percentage	Number of person	Percentage
Discos/ Karaoke	4	22.2%	18	43.9%	19	50.0%	41	42.3%
Friend's home	4	22.2%	10	24.4%	5	13.2%	19	19.6%
Home	2	11.1%	4	9.8%	6	15.8%	12	12.4%
Internet cafes / Game center	2	11.1%	5	12.2%	5	13.2%	12	12.4%
Park / street corner / public toilets	2	11.1%	2	4.9%	1	2.6%	5	5.2%
Night Club / Sauna	1	5.6%	1	2.4%	2	5.3%	4	4.1%
School	3	16.7%	1	2.4%	0	0.0%	4	4.1%
<b>Total</b>	<b>18</b>	<b>100.0%</b>	<b>41</b>	<b>100.0%</b>	<b>38</b>	<b>100.0%</b>	<b>97</b>	<b>100.0%</b>

**Graph 15 Place of drug abuse for youth under 21 years of age**

